

 EN



 | adeptmedical.com

ADEPT

Medical
Supporting you

MR



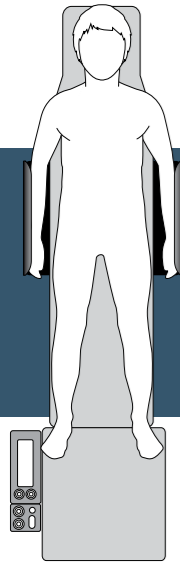
MR Safe

ADDUCTED ARM SCOOP

For simple and durable ergonomic arm adduction.

MR Safe
ADDUCTED ARM SCOOP

For simple and durable ergonomic arm adduction.



The optimal solution for containing a supine patient's arms during image guided procedures, offering patient security and comfort.



The Adept Medical Adducted Arm Scoop is a durable, purpose-designed solution that comfortably supports the patient's arms in the adducted position during image-guided procedures on typically narrow imaging tables.

Patient Positioning

It has been designed with curved ergonomic edging for ease of handling and to reduce the likelihood of pressure injury. This allows the patient to comfortably rest their arms in the anatomically adducted position with assurance of security.

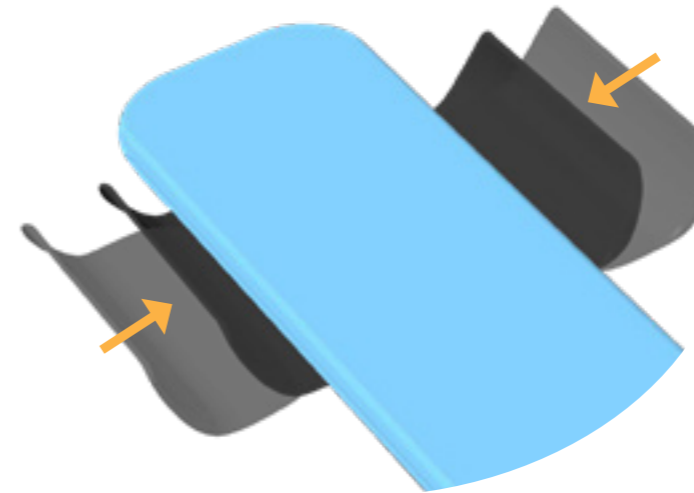
The central slot creates a handhold for the clinician to easily insert and remove the device. Additional slots have been added for the optional use of straps, should further patient security be required.



The Adducted Arm Scoop has been designed for use with existing lab and imaging equipment and can be used with any CT, MRI or C-Arm imaging centre.

Placement and Adjustment

Quick and easy to set up, the Adducted Arm Scoop's base board is simply anchored between the imaging table and the mattress, utilising the patient's weight to hold it in place for the duration of the procedure.



The length of the arm support has been designed to contain the full length of the patient's forearm and is suitable for different patient sizes. The support extends to an ideal height, just above the arm, allowing easy access and cable and line management.



With a high resistance to chemical attack, the scoops are designed for easy disinfection between cases. Moulded from a high performance engineering polymer, the Adducted Arm Scoop is incredibly durable, rigid, and is designed for longevity.

Key Features and Benefits

- | MR Safe
- | Highly durable
- | Ergonomic design
- | Chemical resistant
- | Patient security
- | Fits all tables
- | Radiolucent

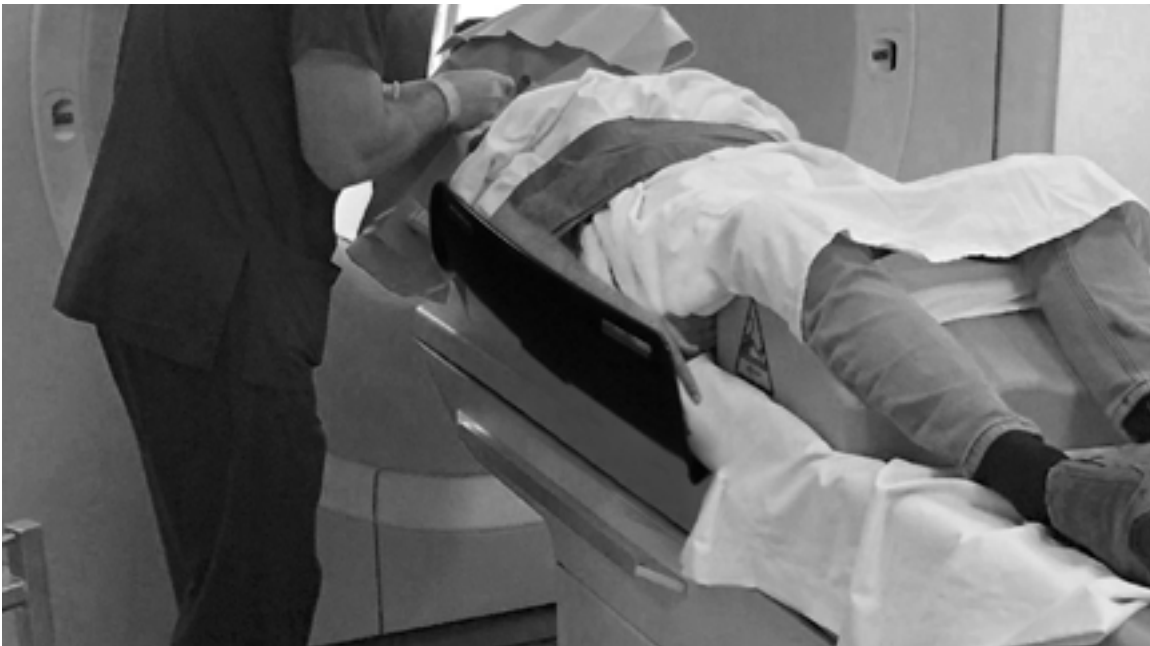
Specifications



 0.9kg **Product Weight**

Applications

- Diagnostic and interventional procedures where patient arm adduction is required.
- CT Imaging that requires the patient to be managed within a tight envelope.



Fields you can use this device



Interventional
Radiology



Interventional
Neuroradiology



Interventional
Cardiology



General
Surgical



Manufacturer

Adept Medical Ltd
2-6 McDonald St,
Morningside
Auckland 1025, New Zealand