

 EN



 | [adeptmedical.com](https://www.adeptmedical.com)

ADEPT

Medical
Supporting you



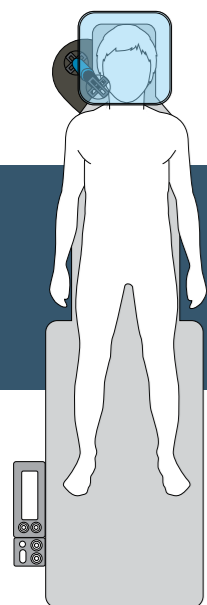
Issue Date: 07/2022

DRAPE SUPPORT

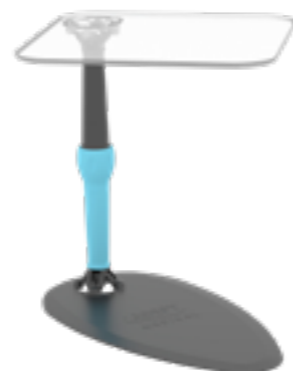
Versatile sterile drape management.

DRAPE SUPPORT

Versatile sterile drape management.



Designed to support a sterile drape over the patient, the extremely versatile Drape Support offers a wide range of imaging table placement options.



With two articulating joints, it can be easily manoeuvred to suit procedural and patient requirements.

Set-up is achieved in seconds as the daggerboard slides under the mattress at a convenient position. The adjustable surface is ideal for supporting lightweight equipment such as syringes, kidney bowls, etc. It is transparent for patient comfort, helping to reduce anxiety.

Clinically tested, it can be used in numerous interventional radiology and cardiology procedures such as antegrade femoral artery access, jugular artery access, transcutaneous pacing, portacath insertion or as an anaesthesia screen.



The Drape Support is crafted entirely from radiolucent, high-performance engineering plastics for superior rigidity, durability and resistance to chemical attack. The Drape Support is lightweight and compact taking up minimal space around the imaging table and even less when folded for storage.



Versatile and Manoeuvrable

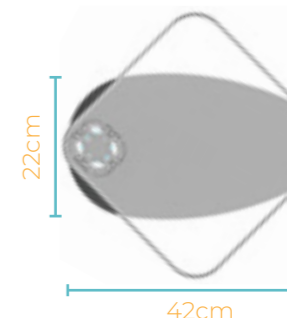
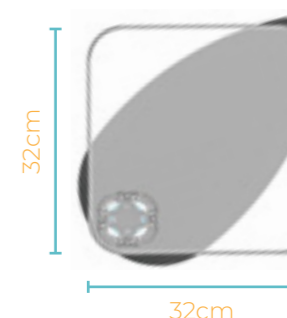
The lower joint allows the locking leg a wide range of motion for a variety of procedures. The clear support surface can be manipulated and locked at the desired position.



Key Features and Benefits

- | Optimal patient comfort reducing anxiety
- | Quick set-up and removal
- | Work surface for light-weight items
- | Extremely versatile
- | Fits all tables
- | Radiolucent
- | Takes up minimal space around table
- | Light-weight, small storage footprint

Specifications



 Product Weight
1.2 kg

Applications

Interventional Cardiology

- Jugular Vein Access
- Transcutaneous Pacing

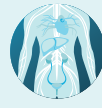
Anaesthesia Screen for general surgery

Peripheral Intervention – Peripheral Artery Disease

Interventional Radiology

- Antegrade Femoral Approach
- Central Venous Catheter placement
- Portacath placement

Fields you can use this device



Interventional Radiology



Peripheral Intervention



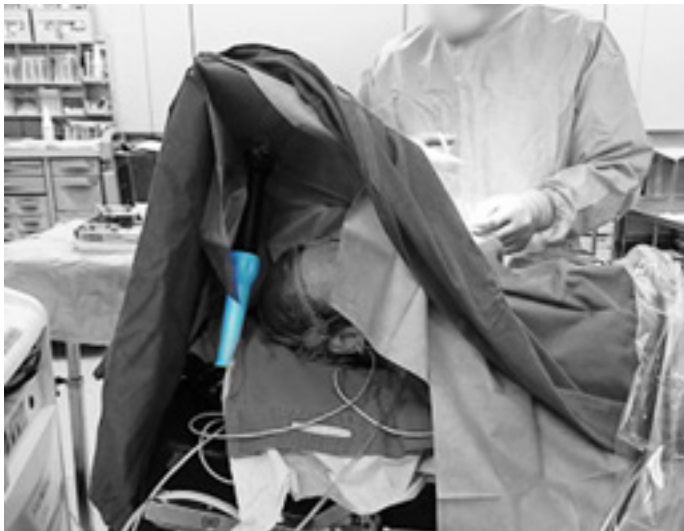
Interventional Cardiology



General Surgical



Interventional Neuroradiology



Manufacturer

Adept Medical Ltd
2-6 McDonald St,
Morningside
Auckland 1025, New Zealand